

FLORIDA POPULATION REPORT

WEST PALM BEACH | ANNUAL REPORT



1.7%
12-Month
Pop. Growth

1.46M
Total Population

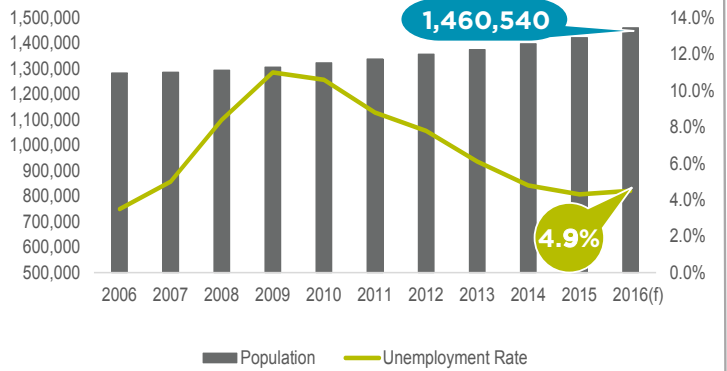
5.7%
12-Month
Home Growth

\$313K
Total Home Value

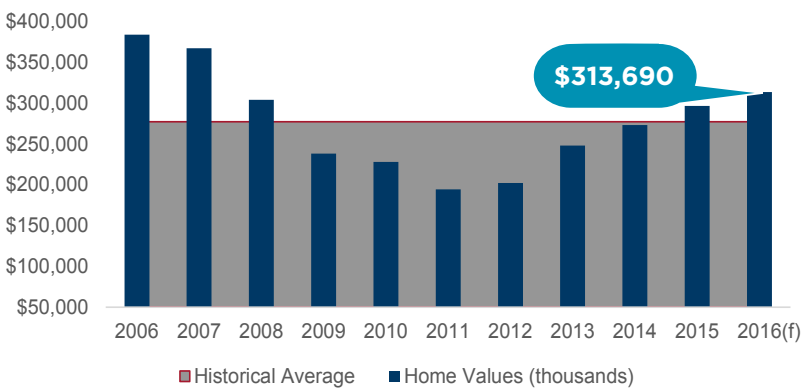
5.5%
12-Month
Retail Growth

\$26.9B
Total Retail Sales

Population Vs Unemployment Rate



Home Values

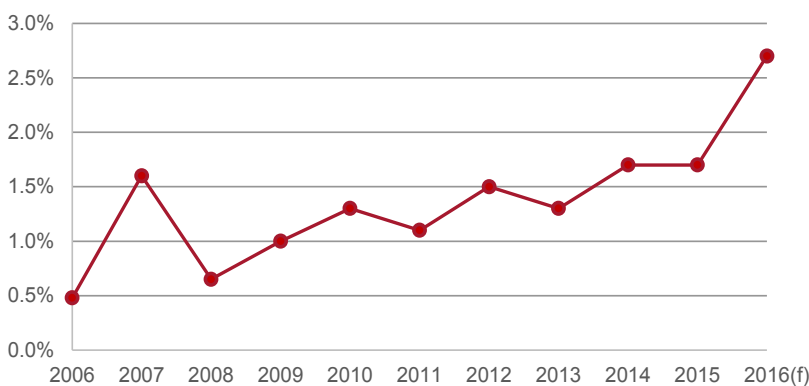


FL POP. GROWTH

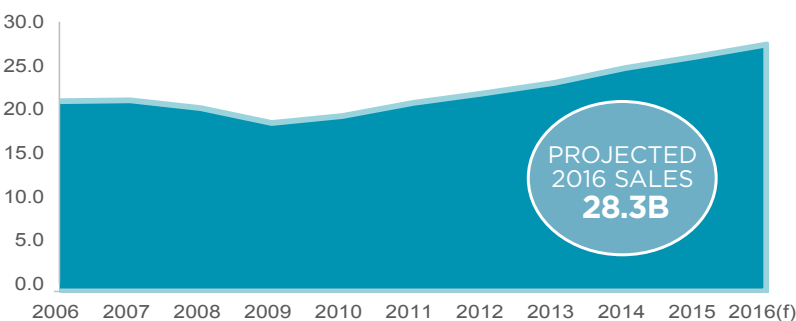
Ranking of percentage y-o-y forecasted growth

- FORT MYERS, FL**
CHANGE: 3.3% GROWTH: 22.8 POPULATION: 701.9
- ORLANDO, FL**
CHANGE: 2.6% GROWTH: 60.1 POPULATION: 1,183.3
- LAKELAND | POLK, FL**
CHANGE: 2.3% GROWTH: 14.8 POPULATION: 650.1
- JACKSONVILLE, FL**
CHANGE: 2.0% GROWTH: 28.5 POPULATION: 1,449.5
- TAMPA/ST. PETERSBURG, FL**
CHANGE: 2.0% GROWTH: 57.4 POPULATION: 2,975.2
- WEST PALM BEACH, FL**
CHANGE: 1.7% GROWTH: 24.3 POPULATION: 1,422.8
- FT. LAUDERDALE, FL**
CHANGE: 1.4% GROWTH: 26.8 POPULATION: 1,896.4
- MIAMI | DADE, FL**
CHANGE: 0.9% GROWTH: 24.2 POPULATION: 2,693.1

Annual Population Percent Growth



Retail Sales (in billions)



For more information, please contact:

Chris Owen
Florida Research Manager
407 541 4417
chris.owen@cushwake.com

Valerie Tatum
Senior Research Analyst
954 377 0492
valerie.tatum@cushwake.com

Source: Cushman & Wakefield Research, U.S. Bureau of Labor Statistics, Moody's, (yearend forecast data)