

# FLORIDA POPULATION REPORT

## TAMPA MSA | ANNUAL REPORT



**2.0%**  
12-Month  
Pop. Growth

**2.38M**  
Total Population

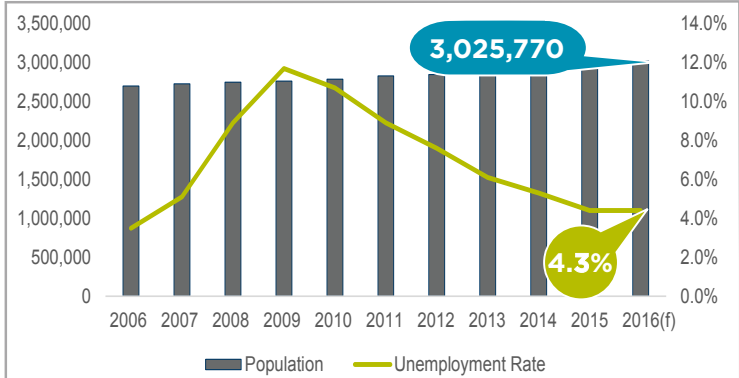
**7.7%**  
12-Month  
Home Growth

**\$183K**  
Total Home Value

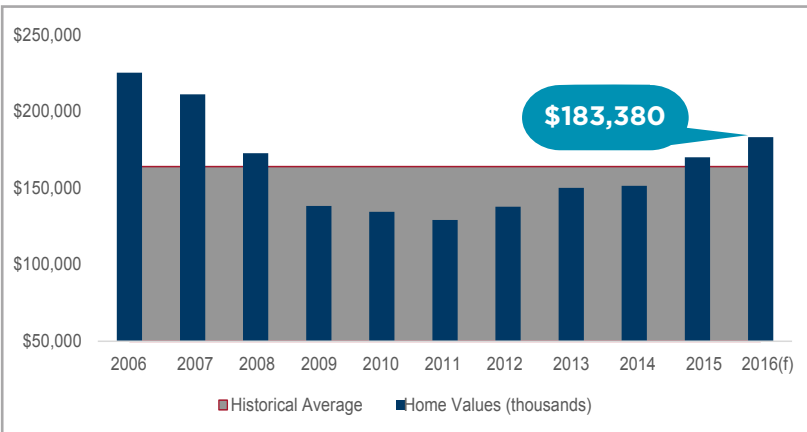
**4.3%**  
12-Month  
Retail Growth

**\$53.5B**  
Total Retail Sales

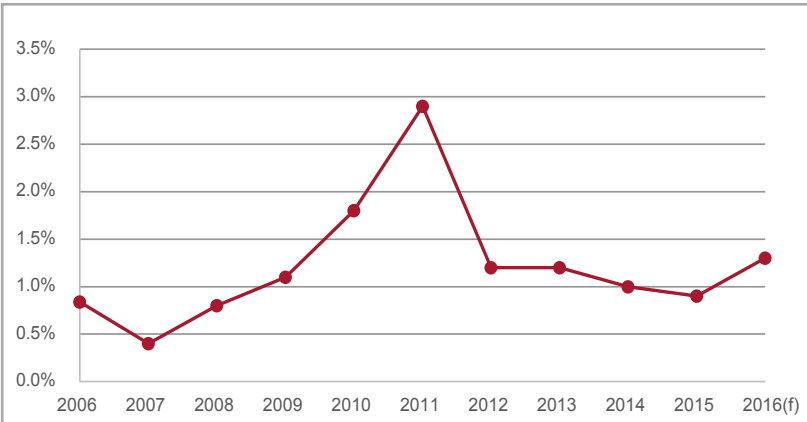
### Population Vs Unemployment Rate



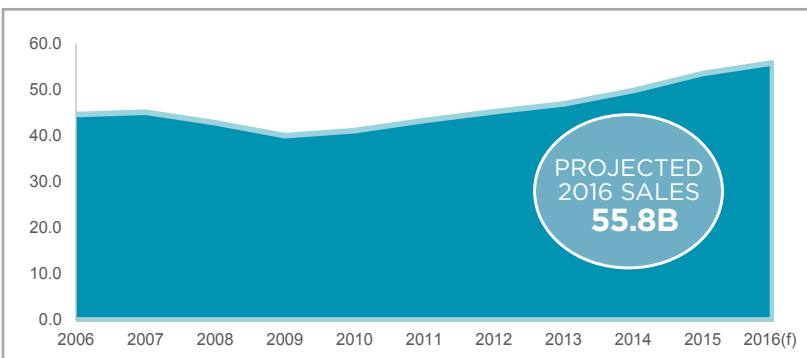
### Home Values



### Annual Population Percentage Growth



### Retail Sales (in billions)



### FL POP. GROWTH

Ranking of percentage y-o-y forecasted growth

- FORT MYERS, FL**  
3.3% 22.8 701.9  
CHANGE GROWTH POPULATION
- ORLANDO, FL**  
2.6% 60.1 1,183.3  
CHANGE GROWTH POPULATION
- LAKELAND | POLK, FL**  
2.3% 14.8 650.1  
CHANGE GROWTH POPULATION
- JACKSONVILLE, FL**  
2.0% 28.5 1,449.5  
CHANGE GROWTH POPULATION
- TAMPA/ST. PETERSBURG, FL**  
2.0% 57.4 2,975.2  
CHANGE GROWTH POPULATION
- WEST PALM BEACH, FL**  
1.7% 24.3 1,422.8  
CHANGE GROWTH POPULATION
- FT. LAUDERDALE, FL**  
1.4% 26.8 1,896.4  
CHANGE GROWTH POPULATION
- MIAMI | DADE, FL**  
0.9% 24.2 2,693.1  
CHANGE GROWTH POPULATION

For more information, please contact:

**Chris Owen**  
Florida Research Manager  
407 541 4417  
[chris.owen@cushwake.com](mailto:chris.owen@cushwake.com)

**Gareth Watson**  
Research Analyst  
813 204 5373  
[gareth.watson@cushwake.com](mailto:gareth.watson@cushwake.com)

**Michelle McMurray**  
Research Analyst  
813 204 5373  
[michelle.mcmurray@cushwake.com](mailto:michelle.mcmurray@cushwake.com)

Source: Cushman & Wakefield Research, U.S. Bureau of Labor Statistics, Moody's (year end forecast data)