

FLORIDA POPULATION REPORT

MIAMI | ANNUAL REPORT



1.8%
12-Month
Pop. Growth

6.12M
Total Population

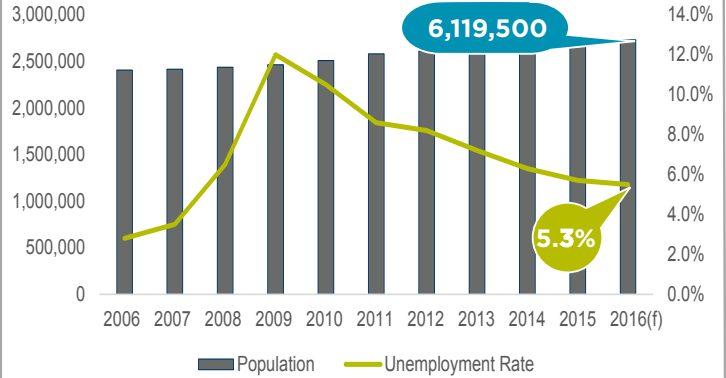
6.6%
12-Month
Home Growth

\$292K
Total Home Value

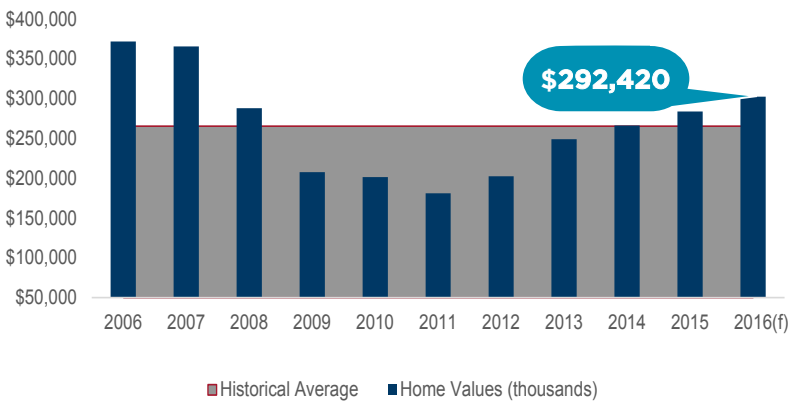
3.1%
12-Month
Retail Growth

\$51.4B
Total Retail Sales

Population Vs Unemployment Rate



Home Values

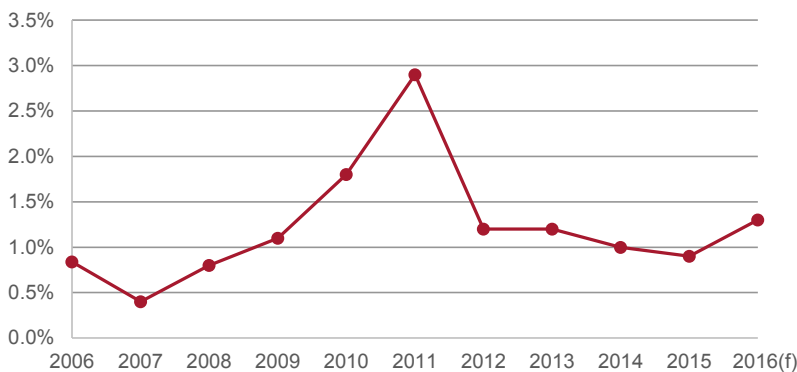


FL POP. GROWTH

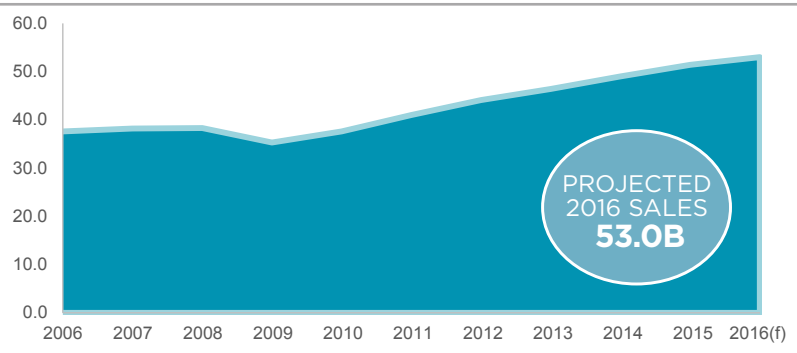
Ranking of percentage y-o-y forecasted growth

- FORT MYERS, FL**
3.3% 22.8 701.9
CHANGE GROWTH POPULATION
- ORLANDO, FL**
2.6% 60.1 1,183.3
CHANGE GROWTH POPULATION
- LAKELAND | POLK, FL**
2.3% 14.8 650.1
CHANGE GROWTH POPULATION
- JACKSONVILLE, FL**
2.0% 28.5 1,449.5
CHANGE GROWTH POPULATION
- TAMPA/ST. PETERSBURG, FL**
2.0% 57.4 2,975.2
CHANGE GROWTH POPULATION
- WEST PALM BEACH, FL**
1.7% 24.3 1,422.8
CHANGE GROWTH POPULATION
- FT. LAUDERDALE, FL**
1.4% 26.8 1,896.4
CHANGE GROWTH POPULATION
- MIAMI | DADE, FL**
0.9% 24.2 2,693.1
CHANGE GROWTH POPULATION

Annual Population Percentage Growth



Retail Sales (in billions)



For more information, please contact:

Chris Owen
Florida Research Manager
407 541 4417
chris.owen@cushwake.com

Bradly Pape
Senior Research Analyst
305 351 2459
bradly.pape@cushwake.com

Source: Cushman & Wakefield Research, U.S. Bureau of Labor Statistics, Moody's (yearend forecast data)