

FLORIDA POPULATION REPORT

JACKSONVILLE | ANNUAL REPORT



2.0%
12-Month
Pop. Growth

1.48M
Total Population

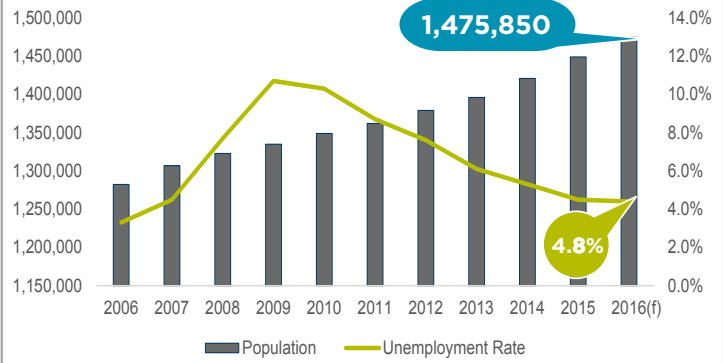
18.4%
12-Month
Home Growth

\$243K
Total Home Value

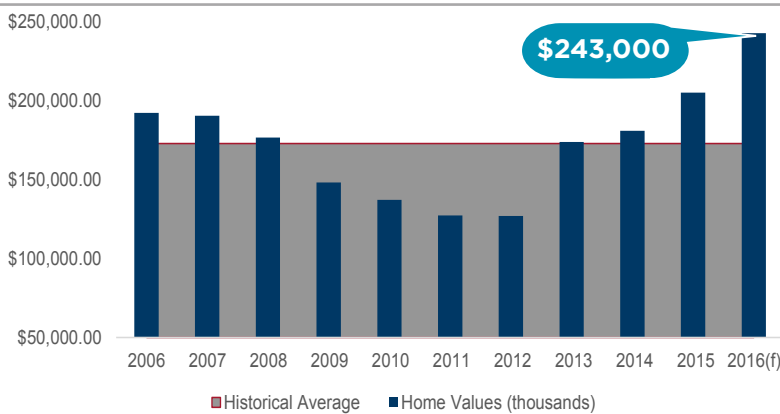
4.1%
12-Month
Retail Growth

\$24.4B
Total Retail Sales

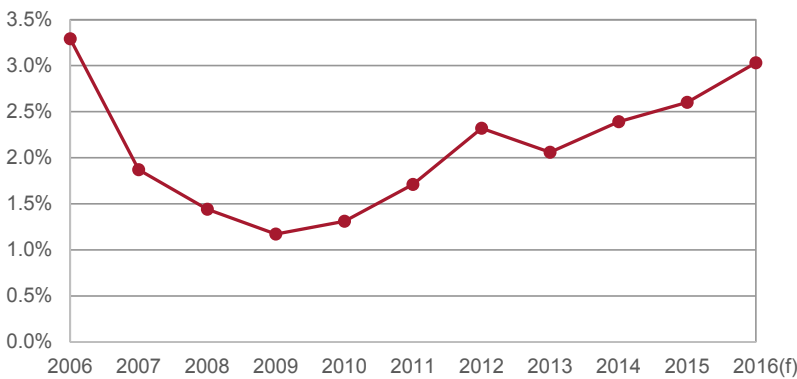
Population Vs Unemployment Rate



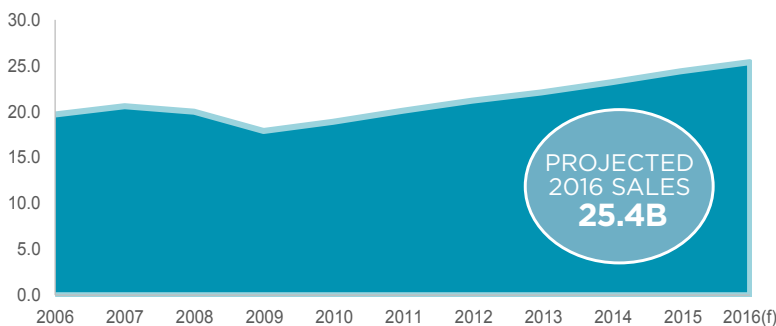
Home Values



Annual Population Percent Growth



Retail Sales (in billions)



FL POP. GROWTH

Ranking of percentage
y-o-y forecasted growth

- FORT MYERS, FL**
3.3% **22.8** **701.9**
CHANGE GROWTH POPULATION
- ORLANDO, FL**
2.6% **60.1** **1,183.3**
CHANGE GROWTH POPULATION
- LAKELAND | POLK, FL**
2.3% **14.8** **650.1**
CHANGE GROWTH POPULATION
- JACKSONVILLE, FL**
2.0% **28.5** **1,449.5**
CHANGE GROWTH POPULATION
- TAMPA/ST. PETERSBURG, FL**
2.0% **57.4** **2,975.2**
CHANGE GROWTH POPULATION
- WEST PALM BEACH, FL**
1.7% **24.3** **1,422.8**
CHANGE GROWTH POPULATION
- FT. LAUDERDALE, FL**
1.4% **26.8** **1,896.4**
CHANGE GROWTH POPULATION
- MIAMI | DADE, FL**
0.9% **24.2** **2,693.1**
CHANGE GROWTH POPULATION

For more information, please contact:

Chris Owen
Florida Research Manager
407 541 4417
chris.owen@cushwake.com

Kathleen Krilanovich
Research Analyst
407 541 4431
kathleen.krilanovich@cushwake.com