

# FLORIDA POPULATION REPORT

## FORT MYERS | ANNUAL REPORT



**3.3%**  
12-Month  
Pop. Growth

**726K**  
Total Population

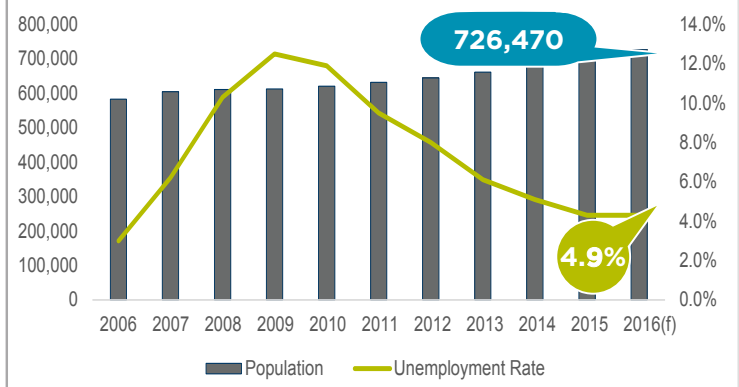
**12.7%**  
12-Month  
Home Growth

**\$241K**  
Total Home Value

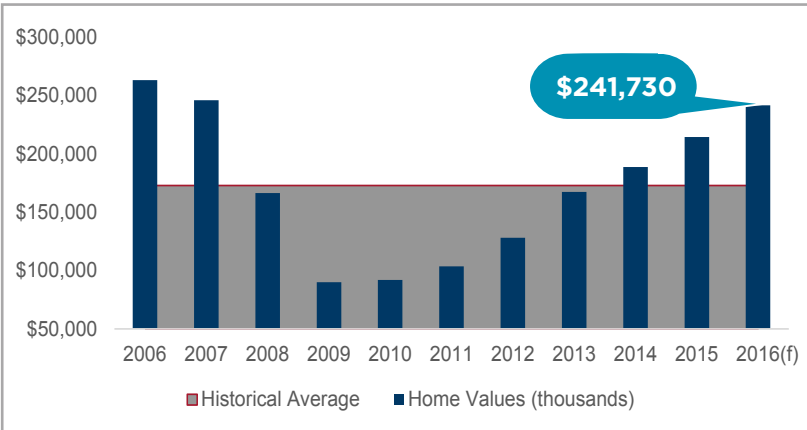
**6.2%**  
12-Month  
Retail Growth

**\$12.8B**  
Total Retail Sales

### Population Vs Unemployment Rate



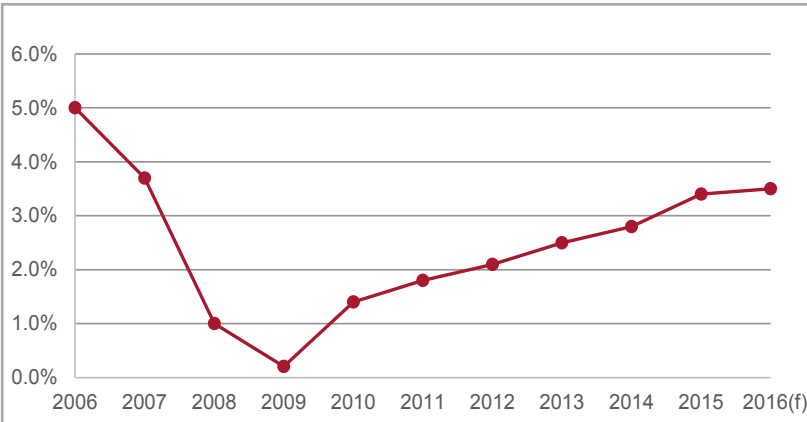
### Home Values



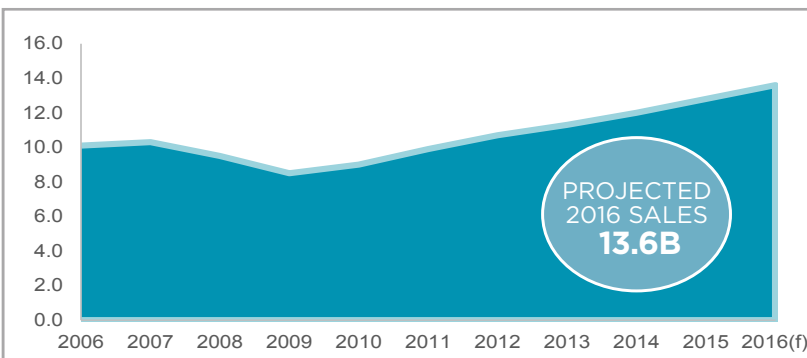
**FL POP. GROWTH**  
Ranking of percentage  
y-o-y forecasted growth

- FORT MYERS, FL**  
**3.3% 22.8 701.9**  
CHANGE GROWTH POPULATION
- ORLANDO, FL**  
**2.6% 60.1 1,183.3**  
CHANGE GROWTH POPULATION
- LAKELAND | POLK, FL**  
**2.3% 14.8 650.1**  
CHANGE GROWTH POPULATION
- JACKSONVILLE, FL**  
**2.0% 28.5 1,449.5**  
CHANGE GROWTH POPULATION
- TAMPA/ST. PETERSBURG, FL**  
**2.0% 57.4 2,975.2**  
CHANGE GROWTH POPULATION
- WEST PALM BEACH, FL**  
**1.7% 24.3 1,422.8**  
CHANGE GROWTH POPULATION
- FT. LAUDERDALE, FL**  
**1.4% 26.8 1,896.4**  
CHANGE GROWTH POPULATION
- MIAMI | DADE, FL**  
**0.9% 24.2 2,693.1**  
CHANGE GROWTH POPULATION

### Annual Population Percent Growth



### Retail Sales (in millions)



For more information, please contact:

**Chris Owen**  
Florida Research Manager  
407 541 4417  
[chris.owen@cushwake.com](mailto:chris.owen@cushwake.com)

**Kathleen Krilanovich**  
Research Analyst  
407 541 4431  
[kathleen.krilanovich@cushwake.com](mailto:kathleen.krilanovich@cushwake.com)

Source: Cushman & Wakefield Research, U.S. Bureau of Labor Statistics, Moody's (yearend forecast data)