

# FLORIDA POPULATION REPORT

## ORLANDO | ANNUAL REPORT



**2.6%**  
12-Month  
Pop. Growth

**2.46M**  
Total Population

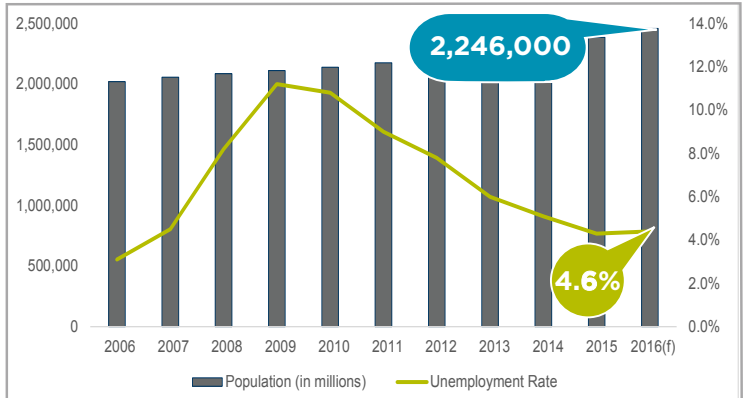
**9.4%**  
12-Month  
Home Growth

**\$216K**  
Historical Average

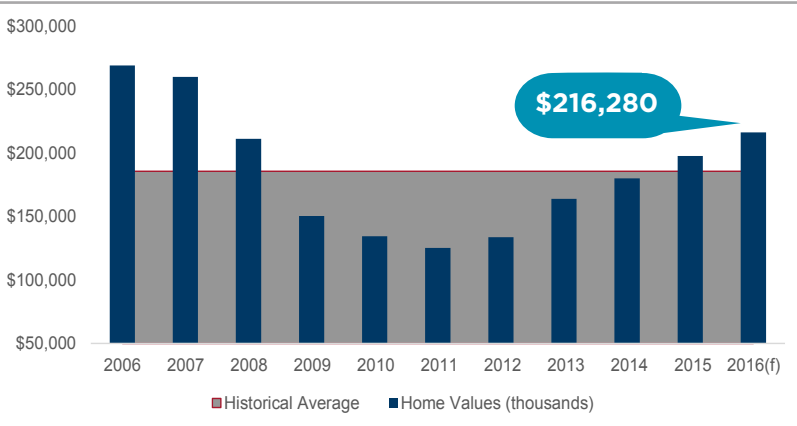
**4.7%**  
12-Month  
Retail Growth

**\$50.3B**  
Total Retail Sales

### Population Vs Unemployment Rate



### Home Values

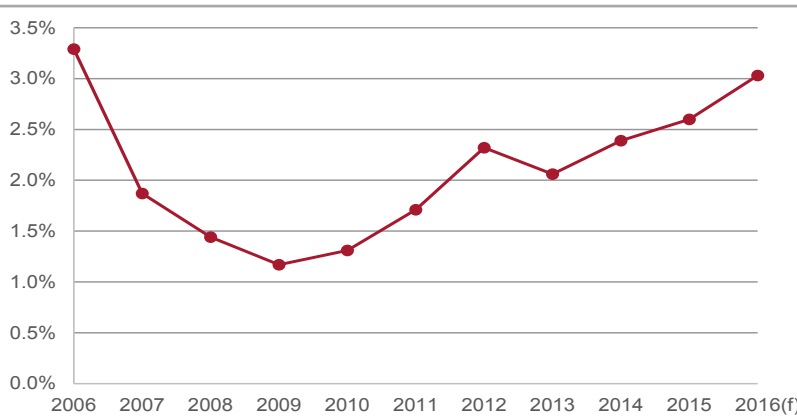


### FL POP. GROWTH

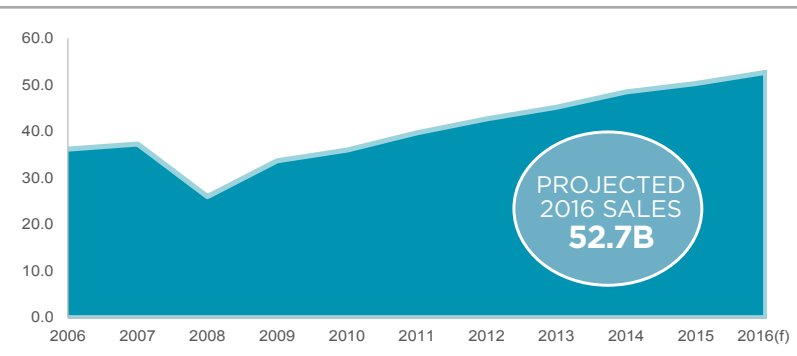
Ranking of percentage y-o-y forecasted growth

- FORT MYERS, FL**  
3.3% 22.8 701.9  
CHANGE GROWTH POPULATION
- ORLANDO, FL**  
2.6% 60.1 1,183.3  
CHANGE GROWTH POPULATION
- LAKELAND | POLK, FL**  
2.3% 14.8 650.1  
CHANGE GROWTH POPULATION
- JACKSONVILLE, FL**  
2.0% 28.5 1,449.5  
CHANGE GROWTH POPULATION
- TAMPA/ST. PETERSBURG, FL**  
2.0% 57.4 2,975.2  
CHANGE GROWTH POPULATION
- WEST PALM BEACH, FL**  
1.7% 24.3 1,422.8  
CHANGE GROWTH POPULATION
- FT. LAUDERDALE, FL**  
1.4% 26.8 1,896.4  
CHANGE GROWTH POPULATION
- MIAMI | DADE, FL**  
0.9% 24.2 2,693.1  
CHANGE GROWTH POPULATION

### Annual Percentage Population Growth



### Retail Sales (in billions)



For more information, please contact:

**Chris Owen**  
Florida Research Manager  
407 541 4417  
[chris.owen@cushwake.com](mailto:chris.owen@cushwake.com)

**Kathleen Krilanovich**  
Research Analyst  
407 541 4431  
[kathleen.krilanovich@cushwake.com](mailto:kathleen.krilanovich@cushwake.com)